




THIS NEWSLETTER IS FUNDED BY 2018 FEDERAL SAFER GRANT

# NEWSLETTER

SERVING THE WEST PLAINS OF SPOKANE COUNTY

THIRD QUARTER 2021

## A MESSAGE FROM DIVISION CHIEF DODSON



Did you know that 65 percent of all firefighters in the US are volunteers?\*

Like many departments across the country, Spokane County Fire District 10 is a combination department with career and volunteer Firefighter/EMT's that are dedicated to respond to your emergency whether it's a fire or medical emergency.

Our members live in our community and are business owners, teachers, active and retired military, farmers, healthcare workers, and students - people just like you. They have chosen a challenging but rewarding path to give back to their community.

It takes a dedicated individual to be able to complete the initial and ongoing training requirements, be available for responses and to balance the physical and mental demands of the position.

Our community needs you to volunteer. Find out how you can help.

### Contact

Division Chief Debby Dodson  
(509) 919-3350 or [ddodson@scfd10.org](mailto:ddodson@scfd10.org)

**TEAMWORK FORGED IN FIRE**

**JOIN NOW**

**Volunteer Firefighters Wanted!**

**SCFD10.ORG**

Sign paid with 2019 FEMA Grant Funds

[www.scfd10.org](http://www.scfd10.org)

# WILDFIRES ARE HAPPENING HERE

## WILDFIRE DO'S

- ◆ Sign up for emergency notifications



- ◆ Understand you live in a wildland urban interface



- ◆ Evacuate when necessary



## GET READY, GET SET, GO!

Wildfire Is Coming. Are You Ready?

GET PREPARED FOR WILDFIRE BEFORE IT STRIKES BY FOLLOWING THE READY, SET GO! GUIDE:

BEING  
READY



100<sup>FT</sup>



UP TO 1 MILE

CREATE DEFENSIBLE SPACE: 100-FEET OF DEFENSIBLE SPACE IS REQUIRED AROUND YOUR HOME. LEARN HOW TO MAINTAIN THE TWO ZONES OF DEFENSIBLE SPACE NEEDED.

HARDEN YOUR HOME: FLYING EMBERS CAN DESTROY HOMES UP TO A MILE FROM WILDLAND AREAS. LEARN HOW TO PROTECT AND HARDEN YOUR HOME FROM A WILDFIRE THREAT.

GETTING  
SET



PREPARE YOUR HOME AND FAMILY FOR THE POSSIBILITY OF HAVING TO EVACUATE.

1. WHAT  
2. HOW  
3. WHO  
4. WHEN

CREATE A WILDFIRE ACTION PLAN.



ASSEMBLE AN EMERGENCY SUPPLY KIT.




FILL OUT A FAMILY COMMUNICATION PLAN.

BEING  
READY  
TO GO




PRE-EVACUATION STEPS: PREPARE BOTH THE INSIDE AND OUTSIDE OF YOUR HOUSE FOR EVACUATION. GET THE CHECKLISTS.



REVIEW YOUR EVACUATION PLAN CHECKLIST.

GO!

EVACUATION STEPS: WHEN IMMEDIATE EVACUATION IS NECESSARY, GET READY TO GO!



ENSURE YOUR EMERGENCY SUPPLY KIT IS IN YOUR VEHICLE.



COVER-UP TO PROTECT AGAINST HEAT AND FLYING EMBERS. WEAR LONG PANTS, LONG SLEEVE SHIRT, HEAVY SHOES/BOOTS, CAP, DRY BANDANNA TO COVER FACE, GOGGLES OR GLASSES. 100% COTTON IS PREFERABLE.



LOCATE YOUR PETS AND TAKE THEM WITH YOU.

ONE LESS  
**SPARK**  
ONE LESS WILDFIRE



FOR MORE INFORMATION VISIT:  
[READYFORWILDFIRE.ORG](https://www.readyforwildfire.org)  
#READYFORWILDFIRE



# WILDFIRE AWARENESS



## EQUIPMENT SAFETY

Practice Using Equipment Safely

LEARN HOW TO USE OUTDOOR EQUIPMENT PROPERLY TO HELP KEEP FROM SPARKING A WILDFIRE:

### MOWING



MOW BEFORE 10 A.M., BUT NEVER WHEN IT'S WINDY OR EXCESSIVELY DRY.



LAWN MOWERS ARE DESIGNED TO MOW LAWNS, NOT WEEDS OR DRY GRASS.



METAL BLADES STRIKING ROCKS CAN CREATE SPARKS AND START FIRES.

### SPARK ARRESTERS



IN WILDLAND AREAS, SPARK ARRESTERS ARE REQUIRED ON ALL PORTABLE GASOLINE-POWERED EQUIPMENT. THIS INCLUDES TRACTORS, HARVESTERS, CHAINSAWS, WEDEATERS AND MOWERS.

KEEP THE EXHAUST SYSTEM, SPARK ARRESTERS AND MOWER IN PROPER WORKING ORDER AND FREE OF CARBON BUILDUP.



USE THE RECOMMENDED GRADE OF FUEL AND DON'T TOP IT OFF.

### EQUIPMENT USE



KEEP A SHOVEL AND A FIRE EXTINGUISHER READY TO USE.




10 FT



IN WILDLAND AREAS, GRINDING AND WELDING OPERATIONS REQUIRE A PERMIT AND 10-FOOT CLEARANCE.



DON'T DRIVE YOUR VEHICLE ONTO DRY GRASS OR BRUSH. HOT EXHAUST PIPES AND MUFFLERS CAN START FIRES THAT YOU WON'T EVEN SEE—UNTIL IT'S TOO LATE!



KEEP A CELL PHONE NEARBY AND CALL 911 IMMEDIATELY IN CASE OF FIRE.

### TERRAIN



TO PROTECT WATER QUALITY, DO NOT CLEAR VEGETATION NEAR WATERWAYS TO BARE SOIL.



VEGETATION REMOVAL CAN CAUSE SOIL EROSION, ESPECIALLY ON STEEP SLOPES.



KEEP SOIL DISTURBANCE TO A MINIMUM.

**ONE LESS SPARK**  
ONE LESS WILDFIRE

FOR MORE INFORMATION AND A PRINT-READY CAMPFIRE PERMIT VISIT:  
[PREVENTWILDFIRECA.ORG](http://PREVENTWILDFIRECA.ORG)  
#PREVENTWILDFIRE #ONELESSSPARK

BROUGHT TO YOU BY THE CALIFORNIA WILDLAND FIRE COORDINATING GROUP (CWCG)

## WILDFIRE DON'TS

◆ Don't flock to the general area of the fire



◆ Don't pull over to take selfies



◆ Don't use drones near the scene



# PREVENTION IS THE KEY



## PRACTICING VEHICLE SAFETY

Proper Vehicle Use to Prevent Wildfire

MOTORISTS ARE RESPONSIBLE FOR MANY OF THE WILDFIRES SPARKED ALONG OUR ROADWAYS. NEARLY ALL THESE FIRE STARTS COULD BE PREVENTED BY FOLLOWING THESE SAFETY RULES:

### SECURE CHAINS

PRACTICE SAFE TOWING. DRAGGING CHAINS THROW SPARKS. USE APPROPRIATE SAFETY PINS AND HITCH BALL TO SECURE CHAINS.



### NO DRAGGING PARTS

MAKE SURE YOUR VEHICLE IS PROPERLY MAINTAINED, WITH NOTHING DRAGGING ON THE GROUND.



### CHECK TIRE PRESSURE



MAINTAIN PROPER TIRE PRESSURE. DRIVING ON EXPOSED WHEEL RIMS WILL THROW SPARKS.



CARRY A FIRE EXTINGUISHER IN YOUR VEHICLE AND LEARN HOW TO USE IT.



DON'T DRIVE YOUR VEHICLE ONTO DRY GRASS OR BRUSH. HOT EXHAUST PIPES AND MUFFLERS CAN START FIRES THAT YOU WON'T EVEN SEE—UNTIL IT'S TOO LATE!

### PROPERLY MAINTAIN BRAKES

BRAKES WORN TOO THIN MAY CAUSE METAL TO METAL CONTACT, WHICH CAN CAUSE A SPARK.



**ONE LESS  
SPARK**  
ONE LESS WILDFIRE

FOR MORE INFORMATION AND A PRINT-READY CAMPFIRE PERMIT VISIT:

[PREVENTWILDFIRECA.ORG](http://PREVENTWILDFIRECA.ORG)

#PREVENTWILDFIRE #ONELESSSPARK

## **SPOKANE COUNTY FIRE DISTRICT 10**

### STATION 10-1

929 S Garfield Rd Airway  
Heights WA 99001

### COMMISSIONERS

Scott Mericle, Chair  
Ken Pegg  
Gordon Hester

### DISTRICT FIRE CHIEF

Ken Johnson

### ADMINISTRATIVE DIRECTOR

Peggy Callahan

### DEPUTY CHIEFS

Orlando Sandoval  
Don Malone

### DIVISION CHIEF

Debby Dodson

### LIEUTENANTS

Mike Risley Jared Murphy  
Rob Sayers

### FIREFIGHTERS

Taylor Scharff Evan Zeuschel  
Lane Bitz

**70 Additional Volunteer  
Support Services Members and  
Firefighters**

Sta 10-2 5408 W Lawton Rd

Sta 10-3 6316 N Dover Rd

Sta 10-4 1411 S Brooks Rd

Sta 10-5 9921 W Trails Rd

[www.scfd10.org](http://www.scfd10.org)

(509) 244-2425

[info@scfd10.org](mailto:info@scfd10.org)

BROUGHT TO YOU BY THE CALIFORNIA WILDLAND FIRE COORDINATING GROUP (CWCG)



# Smokey's Wildfire Prevention Detectives Skills Test

Like the song\* says, Smokey Bear can spot a wildfire "before it starts to flame." Can you? Test your Wildfire Detective skills with these outdoor scenes. Need help? Look for the answers at the bottom of the poster.



1. What wildfire prevention advice would you bring to this party?



2. Patrol this backyard for behaviors that could cause a wildfire. How many can you see?



3. Can you tell these friends the safe way to leave a campsite?

Be smart, don't let  
a wildfire start.  
Only YOU can  
prevent wildfires!



## Answers

\* Listen to Smokey Bear's song at [www.SmokeyBear.com/vault/#prettyPhoto\[1950sR\]/0/](http://www.SmokeyBear.com/vault/#prettyPhoto[1950sR]/0/).

1. This campfire is too large for safety; position the campfire away from low-hanging branches and in the middle of a 10-foot diameter area cleared to bare ground; NEVER use gasoline to start any fire; ALWAYS have a bucket of water and a shovel nearby to put out your campfire; extinguish the fire burning in the grill; don't park in tall grass as it can catch fire from the exhaust system.
2. Where legal, burn yard debris in a covered container; NEVER burn yard debris on a windy day; position the fire away from low-hanging branches in a 10-foot diameter area cleared to bare ground; have a garden hose ready to extinguish the fire; adjust the grill controls to avoid flame ups; NEVER allow children near a fire without adult supervision; ALWAYS keep your eyes on any outdoor fire. Be sure to check with local agencies that regulate outdoor residential burning to ensure that your fire meets all rules and laws. Even better: use a chipper to compost small branches, leaves, and other yard debris.
3. Position the campfire in the middle of a 10-foot diameter area cleared to bare ground; circle the fire with rocks to create a barrier; pile kindling and firewood at the edge of the cleared area; store matches away after you've lit your fire; use plenty of water to extinguish a campfire — with a shovel, stir the water and ashes together into a muck, then down the ashes again, and check to be sure they are cold before you leave. If it's too hot to touch, it's too hot to leave.



929 S Garfield Rd  
Airway Heights WA 99001

PRSRT STD  
US Postage  
PAID  
Permit #4  
Spokane, WA.



Follow us on Twitter  
@SCFD\_10



Find us on:  
**facebook®**



Follow us on Instagram  
SCFD\_10



It is critical for citizens to be prepared in case of an emergency including wildfire evacuation or law enforcement activity. Alert Spokane is the program behind public alert and warning notifications disseminated throughout the greater Spokane area. In order to be contacted on your mobile device and many landlines, **you must be registered**. If you have a Centurytel or Frontier landline, you are automatically in the database.

It is highly recommended you register for this potentially lifesaving resource. However, should a wildfire event happen near your home, do not wait for evacuation notices. Make the right choice and leave with time to spare.

[www.spokanecounty.org/3007/Alert-Spokane](http://www.spokanecounty.org/3007/Alert-Spokane)