



- Spokane County Fire District 10
- Station 10-1 ~ 929 S Garfield Road, Airway Heights WA 99001
- Station 10-2 ~ 5408 W Lawton Road, Spokane WA 99224
- Station 10-3 ~ 6316 N Dover Road, Spokane WA 99224
- Station 10-4 ~ 1411 S Brooks Road, Medical Lake WA 99022
- Station 10-5 ~ 9921 W Trails Road, Spokane WA 99224

Spring Quarter 2016

FIRE DISTRICT 10 TELEGRAPH



Note From Chief Scharff

Summer is almost here and I hope everyone's had the chance to regroup from last year's record-setting fires and natural disasters. We should all be preparing now for the season ahead.

This year's weather has similarities to last year in our area. Snow pack levels are higher (closer to normal), but it's melted off very early and weather patterns are 3-5 degrees warmer than normal, which potentially sets the stage for another unprecedented fire season .



I encourage everyone to plan ahead and take action around your house and property by clearing out and removing all dead fuels (i.e. dead trees, branches, twigs and weeds) and keeping grass mowed in order to provide a fire-preventive environment. Keep power lines and rights-of-way clear of dead/dying trees. This may require contacting a trained specialist to complete the job. This also provides a safer environment for firefighters who are battling the flames. These minor efforts make major differences when it comes to saving or losing your home if a wild fire flares up.

You'll find additional information about fire prevention by visiting the safety measures link on our website at www.scfd10.org or by calling our fire prevention department directly (509-919-3343) for helpful advice.


From our house to yours, our team stands ready to provide the best possible FIRE/EMS service in the community where we all live, work and play.

Please enjoy the recent updates in this newsletter knowing we work for you!

“An ounce of prevention is worth a pound of cure”... you’ve probably heard that saying—it’s true! Protecting homeowners from wild fires, continues to be a major focus for our Prevention Team. We offer inspections to property owners within the district at no cost. We perform home inspections to check smoke detectors, household hazards and other risks commonly seen in homes. Additionally, we offer an assistance program for installing smoke detectors when homeowners are unable to provide or install them. For more information call 509.919.3343

OPTIONS FOR HANDLING YARD AND GARDEN DEBRIS

Grasscycling



- Grasscycling is a simple, natural approach to lawn care. Any lawn mower can recycle grass clippings. Just remove the grass bag/catcher. Mowers specifically designed for mulching are available and they produce finer clippings for grasscycling.

- Grass clippings are a natural organic fertilizer. Your lawn retains its health because each time you mow, you return valuable nutrients and moisture to the soil.

- Grasscycling does not cause thatch—it is caused by improper watering. Here are some more tips for grasscycling:

- Mow when the grass is dry. Never cut off more than 1/3 of the grass blade in one mowing. Keep grass mowed to 2" in early spring. Gradually raise

Composting




- Home composting is an economical and convenient alternative to bagging yard debris that is usually picked up or hauled by you to transfer stations. Composting takes ordinary yard and kitchen waste and transforms it into a superior soil amendment. Your plants will be healthier and more able to deal with insects and disease. Compost also aids in water absorption and minimizes the need for chemical fertilizers.

Steps to building a compost pile:

- Choose a site close to a water source if possible and preferably in the shade. Start your compost pile on bare earth to allow worms and other beneficial organisms to enter your pile and begin the decomposition process.

Chipping and Mulching



- Some residents choose to chip their branches and other wood debris. Chippers may be rented or a chipping service hired to take care of your material.

- Wood chips make excellent mulch around trees and shrubs and can also be used to soften garden paths.

- Mulching keeps the soil loose and moist, smothers weeds, prevents soil loss, and releases nutrients as it decomposes.

- By mulching, we can easily put nature's recycling system to work in our own backyard. Spread yard and garden debris around shrubs, trees, and other plantings.

- Mulch in your own backyard with natural materials: dried grass, chipped woody material,



Burning yard and garden debris is prohibited in most areas of Spokane County.

Curbside Collection
Check with your garbage hauler to see if curbside collection of yard/garden debris is offered in your area.

HAMBURGERS!
HOTDOGS!

OPEN HOUSE!! COME JOIN US FOR
SOME FAMILY FUN!

GARDEN DEBRIS

Hauling

3

Residential Yard and Garden Debris

▶ Rake up your excess material and haul it to your nearest Recycling Transfer Station, see maps below. A special "clean green" rate may be available.

▶ Call the Recycling Hot Line at (509) 625-6800 or visit www.solidwaste.org for more information, clean green rates, and hours at the Recycling Transfer Stations and Waste to Energy Facility.

▶ If you choose to haul your material, be sure to secure your load to prevent littering and potential fines.

▶ If you are unable to haul your debris, there are private hauling services listed in the phone book or by doing an online search. If you use a private hauler, request to see the disposal receipt prior to payment to help combat illegal dumping.

We invite YOU to come join
us for our

"OPEN HOUSE" DAYS

STATION 10-4 (1411 S Brooks Road,
Medical Lake, WA 99022)

and at






STATION 10-5 (9921 W Trails Road,
Spokane, WA 99224)

SATURDAY, July 9th

11:00 AM to 4:00 PM

There'll be lots of family fun, education, grilled hamburgers & hotdogs for everyone. We'll have information available on how to become a volunteer as well as information on free programs available to Fire District 10 citizens! DNR (Dept. of Natural Resources) and BLM (Bureau of Land Mgmt.) representatives will be present to provide program information about Fuels Reduction Grant Programs as well as Fire-wise information.

Congratulations are in order!



Congratulations on the following for all your hard work! *(see pictures on previous page)*

Lieutenant Promotions: Lt. Kjell Anderson; Lt. Justin Dominguez; Lt. Ellen Fender; Lt. Carlos Torres

Firefighters: FF Mike Risley; FF Marty Shier

Emergency Medical Technicians (EMT): John Branstetter; Adam Christensen; Anthony Christianson; Jamie Kavanaugh; Jake Mehaffey; Brandon Morscheck; David Schaefer

Advanced Emergency Medical Technicians (AEMT):

Derek Edwards; John Smith; Kelsey Wardsworth

During a wildland fire, local animal rescue organizations work with law enforcement and fire departments to rescue as many animals as they can. In battling a wildfire, firefighters will do what they can but they are not responsible for evacuating your livestock. Firefighters may cut fences or open gates to free trapped animals.

Livestock Disaster Preparedness Kit

- Hay, feed and water for three days
- Non-nylon leads and halters
- First aid items
- Wire cutters and a sharp knife
- Hoof pick
- Leg wraps
- Shovel
- Water buckets
- Plastic trash barrel with a lid
- Portable radio and extra batteries
- Flashlights

Pet Disaster Preparedness Kit

- Pet carrier for each pet
- Two week supply of food and water
- Non-spill food and water bowls
- Pet first-aid kit
- Medications and dosing instructions
- Cat litter box and litter
- Plastic bags for waste disposal
- Paper towels
- Disinfectants
- Leashes/collars/harnesses
- Blankets

If You Must Leave Your Pet

- If you must leave your pets, bring them indoors.
Never leave pets chained outdoors!
- Use a room with no windows and adequate ventilation, such as a utility room, garage, bathroom, or other area that can be easily cleaned. Do not tie pets up!
- Leave only dry foods and an extra large bowl of fresh water in non-spillable container.

IN THE COMMUNITY

Once again volunteers from SCFD10 could be found at the corner of Government Way and Greenwood, and Government Way and River Ridge during Bloomsday 2016. In addition to responding to five medical calls from Bloomsday participants, we handed out stickers, high fives and encouragement to all.



Spokane County Fire District 10
929 S Garfield Road
Airway Heights WA 99001

Phone: 509-244-2425
Fax: 509-244-2421
E-mail: info@scfd10.org

Standard
US Postage
PAID
Spokane WA
Permit #4

We're on the web
www.scfd10.org

Spokane County Fire
District 10



SPOTLIGHT: Deputy Chief Mitch Metzger

Starting in the fire service May 11, 1981, Metzger came to the Spokane area in 2004 and volunteered with Fire District 8. In 2008 he was hired as a division chief. He previously served with Bellevue, Spanaway, Enumclaw and Worley, Idaho fire departments. Metzger was selected as Airway Heights' fire chief, following the retirement of the prior chief in June 2011.

Growing up on a farm in Ferndale, Wash., Metzger learned his job responsibilities at an early age. "Part of farming is helping your neighbors," he said. "It didn't matter what they were doing, if they needed help with something, you went over to help and vice-versa."

Metzger and his wife Kelly of 31 years raised two adult children who attended college in Eastern Washington.

Metzger also instructed at Spokane Falls Community College. Last year marked his sixth year as a board member with the American Red Cross. "The Red Cross works so much with the fire service that it's pretty natural to me," he said. Through a contract for services, Metzger has been appointed as Deputy Chief of Operations at SCFD10, effective April 15, 2016. Please join us in welcoming Deputy Chief Metzger to his added responsibilities at SCFD10.

